


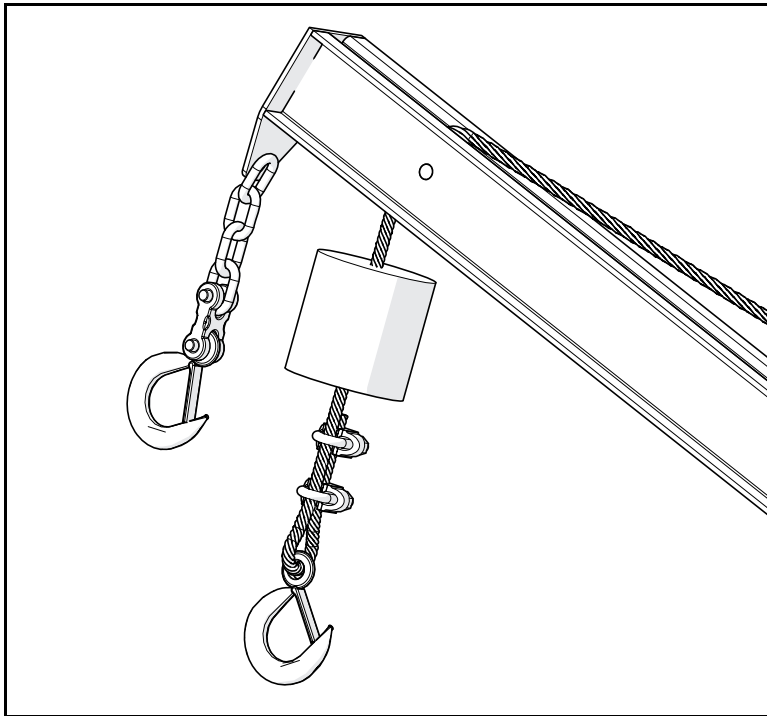


## HOPPER LIFT CABLE WEIGHT FOR MKX/X100 AND MKX/X130 SERIES AUGER MODELS INSTALLATION INSTRUCTIONS

-  *Read and understand the safety information in the auger manual before proceeding.*
-  *Read and understand the instructions in this manual before attempting to install this product.*
-  *Refer to the auger manual for operation instructions.*

1. Remove the two cable clamps and eye hook from the hopper winch cable.
2. Thread the hopper winch cable through the cylindrical cable weight.
3. Re-attach the eye hook and cable clamps to the hopper winch cable.



**Figure 1 Cable Weight Installed**

Westfield | Wheatheart  
part of the Ag Growth International group  
P.O. Box 39, Rosenort, Manitoba, Canada R0G 1W0 Ph: (866) 467-7207 Fax: (866) 768-4852  
Website: [www.grinaugers.com](http://www.grinaugers.com) | [www.wheatheart.com](http://www.wheatheart.com) Email: [sales@grinaugers.com](mailto:sales@grinaugers.com) | [sales@wheatheart.com](mailto:sales@wheatheart.com)  
© Ag Growth International Inc. 2016